



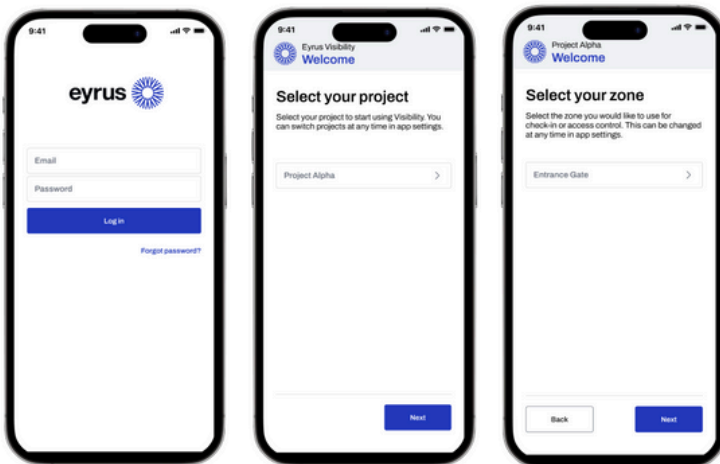
QUICK START GUIDE

Visibility App

The Eyrus Visibility app for iOS, Android, and Eyrus-provide scan devices offers multiple modes and configurations in order for project teams and security personnel to check-in/out workers using NFC badges, verify access, and see all workers within a set radius is using Bluetooth badges. These events are then recorded and automatically pushed to the Access Control log in Eyrus and contribute to workforce timesheets.

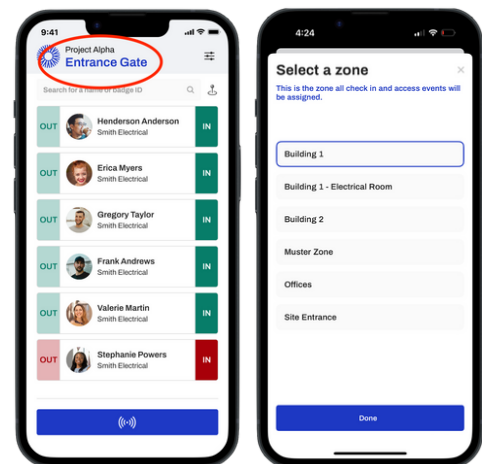
Getting Started

Once signed in, the app will guide you through the initial setup process. This includes selecting a project, zone, and mode to get started.



Zone Selection

The app will assign check in/out and access events to the selected zone. This can be changed in Settings or by tapping the Zone name at the top of the screen as seen below.



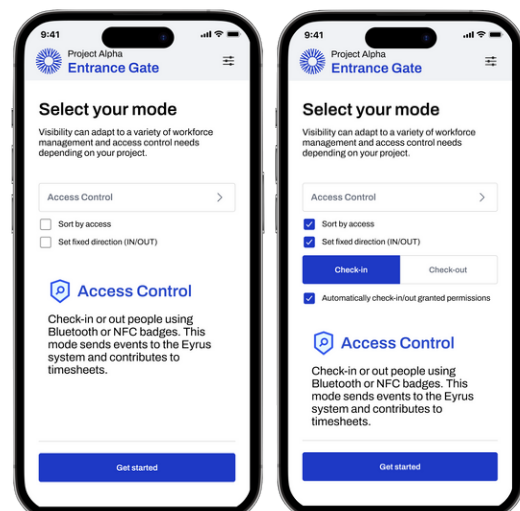
Mode Selection

The Visibility app offers multiple modes to accommodate varying levels of security and access control on site. These modes can be changed dynamically depending on the use case.

Access Control Mode

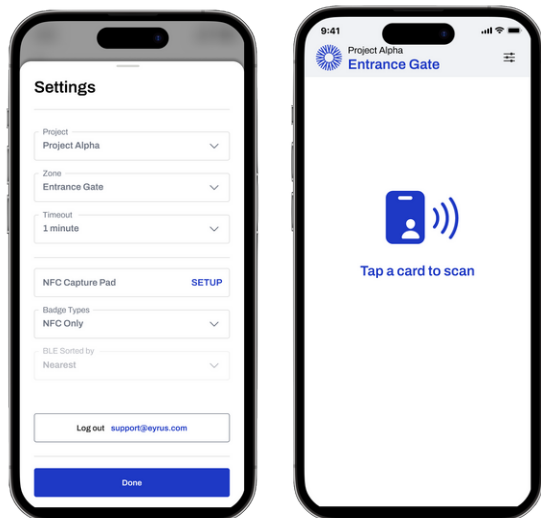
Access Control mode displays the current access rights an individual has for the selected zone in the app. Tapping "Grant" or "Deny" will send the respective access event to the system. This behavior is similar to tapping an NFC card on a turnstile or door.

Note that the direction (IN/OUT) for this mode can be set during mode selection. You can choose the direction for each person scanned, or apply a fixed direction for everyone scanned.

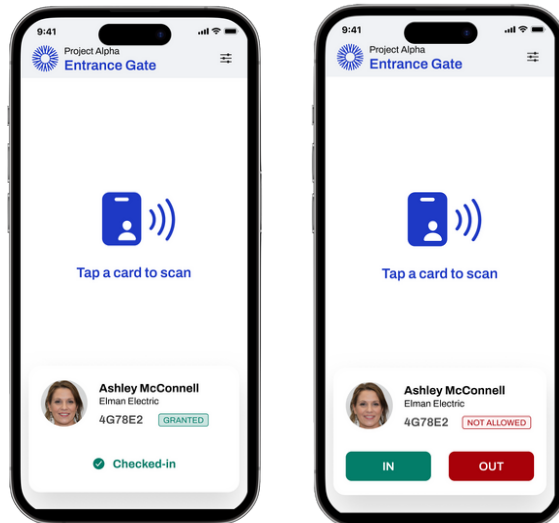


NFC Only Setting

If using the app solely for NFC badges (not Bluetooth) then we suggest selecting "NFC only" in the Badge Types setting. This will simplify the process and streamline the interface specific for NFC badge types.



When tapping an NFC badge the person's profile card will automatically display with their permission to the selected zone. Granted workers are automatically checked-in or out when a fixed direction is set. Denied workers will require a manual tap by the app user to record the IN or OUT attempt.

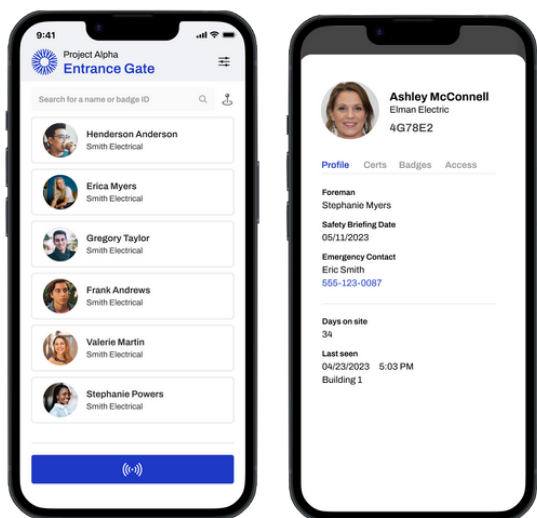


Other Modes

Visibility offers other modes as well depending on the use case for the project.

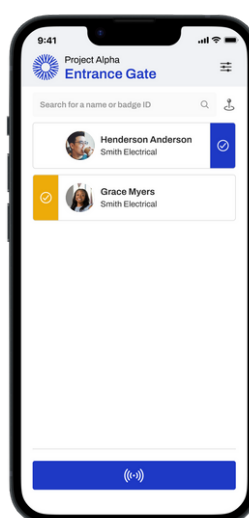
Ready Only Mode

This mode simply displays the people within Bluetooth range of the mobile device using their LBE badge. Tapping a worker in the listing (or scanning an NFC badge) will display their profile information.



Check-in Mode

This mode provides an easy check in/out method for head count. As people are seen in range of the mobile device their profile will display an "IN" and "OUT" option. Tapping check in or out will check them in/out of the selected zone and log an access control event in Eyrus.



Auto Check-in Mode

Auto Check-in mode performs the same function, only check-ins are done automatically when the app sees a nearby person.

Note that the direction for this mode is set in mode selection and applied to all events.